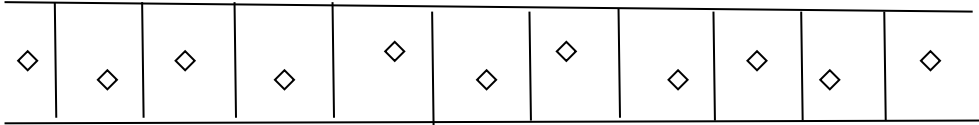


### Confidence Work:

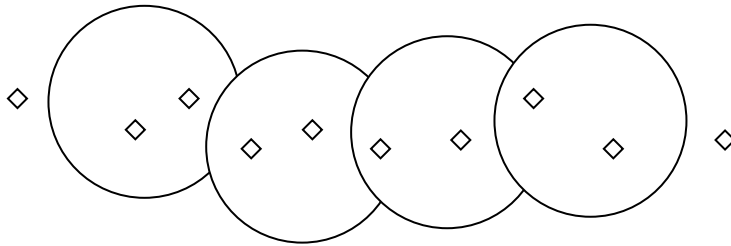
If available, use an extension ladder laid flat on ground. Place treats in each rung. Lure each dog through the ladder while on leash and allow them to eat treats along the way. Praise lavishly if they are able to complete the walk. If a ladder is unavailable you can use small pieces of pvc pipe or rope or pool noodles to construct the same pattern. Practice daily.

◇ = treat



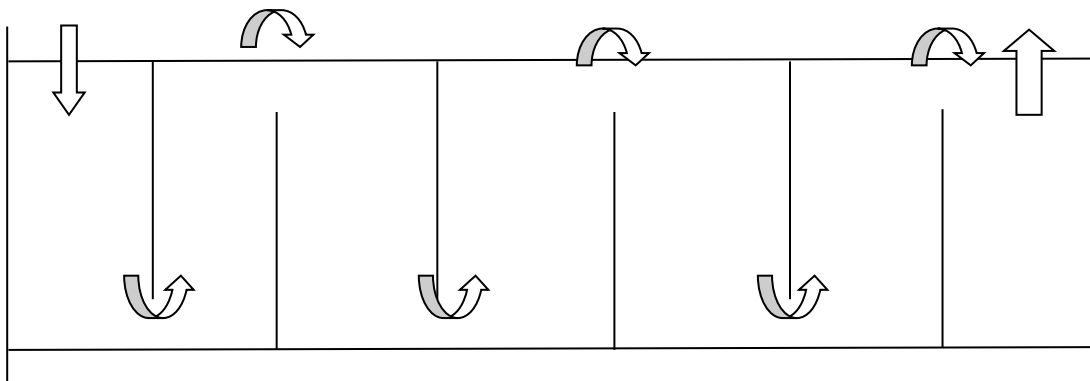
### Hoola Hoops:

Place hoola hoops on the ground so they overlap. Place treats inside hoola hoops and allow dog to walk through the hoops on leash. Praise and treat lavishly upon completion.

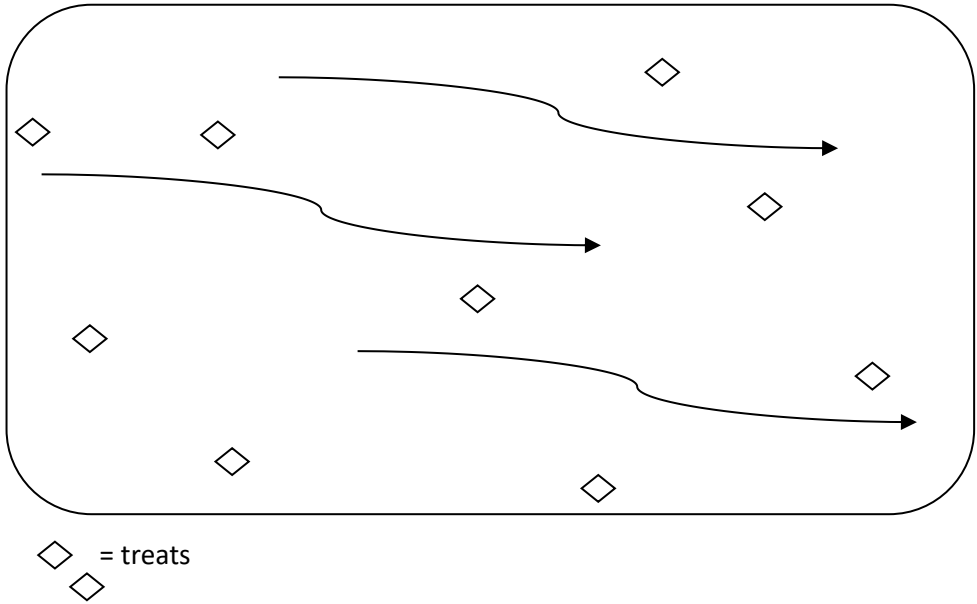


### Labyrinth:

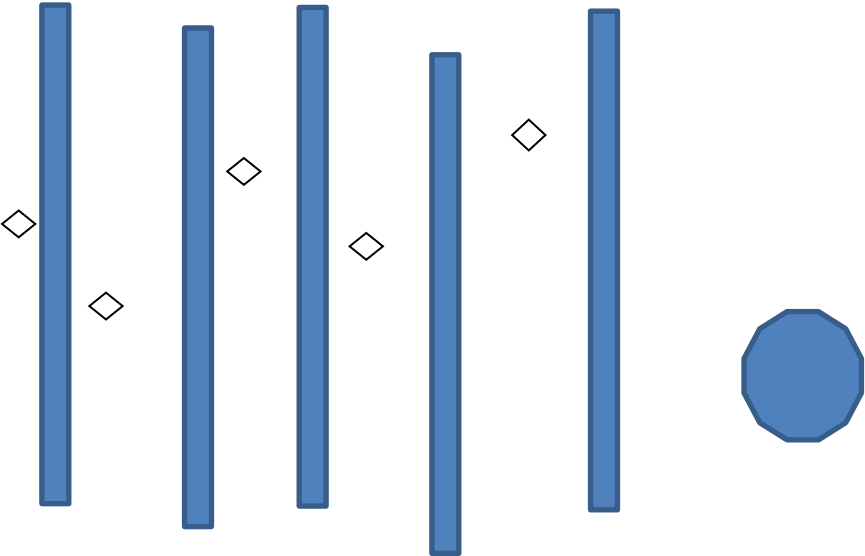
Using "sidewalk chalk" draw the following diagram on driveway. Walk through the maze with dog on leash. Talk softly and encouragingly to dog. Praise and treat throughout maze when dog is calm and walking on a loose leash. Practice daily. Dimensions should allow you to take 8-10 steps in each direction with room for you and dog to comfortably navigate down each aisle. Command the dog with "easy" on the "inside" turns, "hurry" on the outside turns.



Lay a piece of plastic (drop cloth) or tarp on the ground. "Scrunch" up the tarp so that it is not completely flat on the ground. Place some yummy dog treats on the tarp and let the dogs "find" the treats. Praise the dogs lavishly for being brave enough to explore the tarp in order to go get the treats.



"Fun" noodles:



Combo paths:

